

INTENSIVE CULTIVATOR KARAT 10

 **LEMKEN** THE AGROVISION COMPANY







Calls to reduce the application of crop care products in arable farming are getting increasingly louder. As a result, stubble tillage is experiencing a veritable renaissance as a good option for mechanical weed control. So, what does it take to be successful? During the first shallow pass, volunteer cereals and weed seeds are encouraged to germinate. At the same time, chopped straw, stubble and roots still on the field are incorporated and mixed into the soil to promote rapid rotting. During dry summers, stubble cultivation offers another important benefit: it loosens the upper soil layer, breaking up capillary action and reducing evaporation to retain valuable moisture in the soil.

The first stubble tillage pass is sometimes followed by another, deeper pass, which serves to control emerging volunteer cereals and weeds mechanically.

Organic fertilisers such as slurry, digestate, compost and manure can be incorporated at the same time.

Depending on the subsequent crop, which can be grown as a main or catch crop, an additional pass is required to prepare the seedbed. This comprehensive soil cultivation method is an active form of crop care, as it reduces the use of crop care products in the next culture.

Our broad range of LEMKEN cultivators ensures that there is the perfect machine to match your individual requirements and needs.

See the benefits of our cultivators for yourself and prepare your soils optimally – with the **Karat 10**.

KARAT 10 – LOW-DRAUGHT AND BLOCKAGE-FREE



The new **Karat 10** three-beam cultivator reveals its efficient design even at first glance: The tines are now arranged symmetrically about the towing axle, making the machine extremely low-draught and ensuring intensive mixing at the same time. In addition it ensures a lower tractive force requirement and side pull. This is particularly important when using the cultivator with track guidance systems.

TECHNICAL DATA **KARAT 10**

Implement	Working width m	Line distance cm	Number of tines	Pairs of levellers (+ boundary discs)
Karat 10/300 (U)	3.0	30	10	3
Karat 10/350 (U)	3.5	30	11	3
Karat 10/400 (U)	4.0	30	13	4
Karat 10/400 K(U)A	4.0	31	13	4
Karat 10/500 K(U)A	5.0	31	16	5
Karat 10/600 K(U)A	6.0	31	19	6
Karat 10/700 K(U)A	7.0	31	22	7

In progress:

Karat 10/400 K(U)	4.0	31	13	4
Karat 10/500 K(U)	5.0	31	16	5

Large bar spacings and underframe clearances guarantee blockage-free work even with large volumes of organic matter.

Line distance: 30 cm with mounted version

Beam spacing: 70/70 cm

Underframe clearance: 80 cm

Line distance: 31 cm with semi-mounted version

Beam spacing: 100/100 cm

Underframe clearance: 80 cm



SHALLOW TO DEEP IN NO TIME

First pass for full-surface shallow stubble cultivation

Widened K 8 (H) with KF 33 (H) wing shares guarantee a full-surface cut with line spacings of 30 or 31 cm. New, specially coiled guide plates ensure intensive mixing of soil and vegetation. For working depths of less than 5 cm, the **Karat 10** can be equipped with DeltaCut shares. For deeper tillage, share points are available in different widths, including special narrow shares.



Quick and easy tool changes

The quick-change system (which comes as standard) ensures that tools can be easily changed to match your practical needs. To change tools, the interchangeable share foot, which is secured by a linch pin, is removed and exchanged for the required version, for example one without wing shares for deeper tillage. No tools are required. Standard, hard-faced or carbide share versions are available, depending on operating conditions and area output.



OPTIMAL LEVELLING ACROSS THE ENTIRE WORKING WIDTH



Optional edge discs or side shields ensure optimum levelling on the levelling on the outer sides of the cultivator. This supports precise pass alignment. The boundary discs can be folded up mechanically or hydraulically. This makes it easy to work with folded-up boundary discs, for example along fences.

Centrally adjustable levelling elements provided behind the tine section ensure even levelling. Specially shaped star wheels are optionally available, which run ahead of the roller for optimal results, particularly in heavy soils.



BLOCKAGE-FREE OPERATION IN ALL CONDITIONS

The **Karat 10** can optionally be fitted with a leading disc section. This ensures that large volumes of organic matter can be incorporated even better into the soil. The discs have a diameter of 520 mm and are individually suspended on leaf springs. They chop organic matter and

break up coarse soil clumps so that the cultivator is able to mix soil intensively and work without blockages. The discs are convenient to adjust hydraulically to the desired working depth from the tractor seat.




OPTIMALLY PREPARED FOR ANY JOB

For reconsolidation and an optimum crumbling effect, the right trailing roller can be selected from the extensive roller range for all operating conditions. An additional single-row harrow creates

optimal germination conditions for volunteer cereals and weed seeds and removes soil from roots. All units are optionally available with the non-stop overload element.



COMPREHENSIVE RANGE OF ACCESSORIES SEMI-MOUNTED VERSIONS

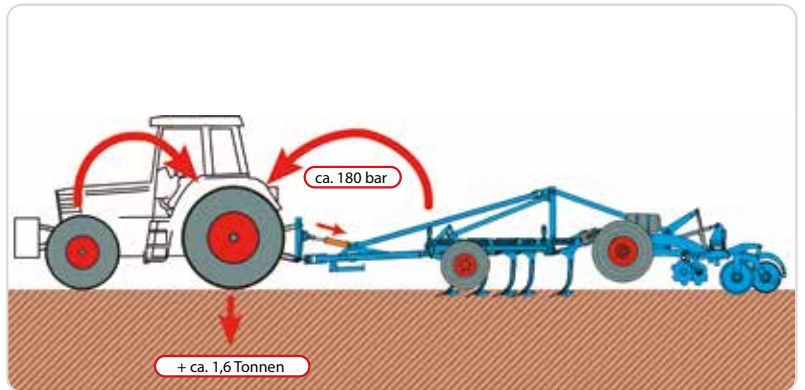


Drawbars available in a range of types and lengths and with different coupling points allow the machine to be used with all tractors, also with for example, twin tyres up to 4.8 m Total width.

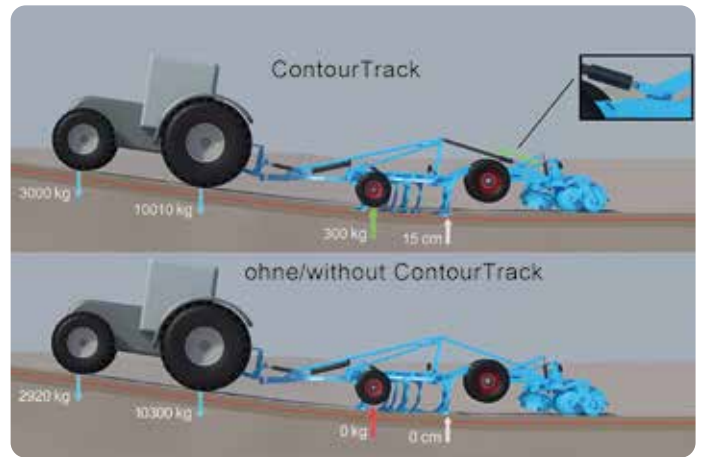
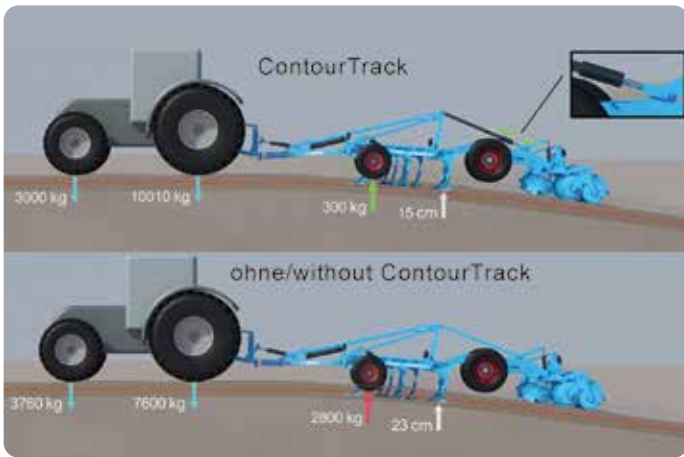
**The Karat 10
in use**



ESSORIES FOR



For optimum traction transmission, the Karat 10 K(U)A can also be equipped with hydraulic traction booster. This “smart ballasting” system reduces slip and therefore saves fuel.



For working at a constant working depth in hilly terrain, the equipment option with ContourTrack is recommended. With this system, a pivot point in the frame behind the working section plus another hydraulic cylinder prevent the machine from working too shallow in depressions and too deep on hills.



WE'RE HERE FOR YOU

PROVIDING A PROFESSIONAL **ALL-ROUND SERVICE**

Performance on demand. All around the globe. That's our **LEMKEN** Service. The LEMKEN team provides professional advice as well as a speedy supply of machinery and parts via 18 convenient branches and external warehouses in Germany, our own sales companies and importers in over 50 countries, and of course a great many highly qualified sales advisers and service technicians at specialist agricultural machinery dealers.





SUPPLYING HIGH-QUALITY ORIGINAL WEAR PARTS

Our LEMKEN original wear parts enable your **LEMKEN** implement to stay as it is: an original. Whichever machine you need a spare part for, we ensure that the original parts are always available for all **LEMKEN** implements. Not just in the short term, but for many years.



DELIVERING SPARE PARTS SPEEDILY

The right parts at the right time in the right place — this is how a reliable replacement parts service should operate. Our professional logistics handling service ensures we can supply a wide range of replacement parts quickly, whenever and wherever they are needed.



SHALLOW AND DEEP STUBBLE TILLAGE





LEMKEN_06/23_17516668/en. All data, dimensions and weights are subject to ongoing further technical development and are therefore not binding. Weights given are always based on standard features. All information given is subject to change without notice.

LEMKEN GmbH & Co. KG
 Weseler Straße 5
 46519 Alpen, Germany
 Tel. +49 2802 81-0
 Fax +49 2802 81-220
 info@lemken.com
 www.lemken.com

**FIND OUT MORE
 ABOUT OUR PRIVACY
 REGULATIONS
 WHEN HANDING OVER
 MACHINES HERE**



Your specialist LEMKEN dealer:

Blank area for entering the specialist LEMKEN dealer's name.